

FITTINGS



Hydraulic Fitting Families

The Continental fitting product line is broken into sections based on the fitting type:

1	2	3	4	5	6	7	8	9	10
B2	SG	S6, SE, DG	BT	UC	FG	TP	UT	Specialty	Ferrules
SR1SN	SR12	SR13	HR4	SR1SN	SR5	SR7	DUT	NSFX	SR1SN
DR1SN	ARC12	ARC13		SR2SN	DR5	TR7		Hot Oiler	SR2SN
SFS	SR13	SR15		SR3		NR7		SGUN	SR3
SR2SN	ARC13	ARC15		SR5		BR7		SHJ	SR5
DR2SN	SR15	XCP5S		DR5		SR8		IG	DR5
LR16SC	ARC15	XCP6S		SR6		TR8		IGHT	SR6
LR2SN	LCP4S			HR6		NR8		IGTC	HR6
LCP3	LCP6S			HR4		SR18		FXG	HR4
SR16SC	S4SP			SR14A					SR14A
ARC16SC	S4SH			SFS					SFS
DR16SC	XCP3S			SCP3					SCP3
XR16SC	XCP4S			ACP3					ACP3
SCP3	XCP5S			BOP					BOP
ACP3	XCP6S								SR13
XCP3									ARC13
XCP4									SR15
SR12									S4SP
ARC12									S4SH
Hot Oiler									XCP6S

Quick-Find™ Fittings

Continental Brand Quick-Find™ Hydraulic Hose and Fitting catalog makes fitting selection very easy with a 5-step process.

Step 1 - Choose the Hose Type

The first step in choosing the correct fitting is selecting the hose type from one of the 9 sections (excluding ferrules).

Note: Some hose may appear in more than one section, depending on the hose dash size and/or whether the desired fitting solution is a one-piece (B2, BT, SG, S6), two-piece (UC, DG) or re-attachable (FG).

Step 2 - Choose the Fitting Description

Once the hose type has been identified, go to the correct section and view the available fittings for that particular hose. Within the content of each section there is a table for each fitting.

The Fitting Description at the top of each table describes the following elements:

JIC 37° Flare (SAE J514)	Female	45° Elbow	Swivel
Thread Description	Gender	Elbow	Swivel or Non-Swivel

Step 3 - Choose Hose ID and Thread Size

Choose the correct fitting selected in Step 2 based on the Hose ID and Thread Size. In some cases, a fitting may be available in several thread sizes. As an example, a JIC 37° Flare (SAE J514) Female Swivel is available for a Hose ID of 3/8" and thread sizes 9/16 -18 and 3/4 -16.

Step 4 - Determine Availability for Hose Type

With the desired fitting identified by Hose ID and thread size in Step 3, confirm the fitting is compatible for a particular hose type by referencing the hose listed in the footer shown on the bottom of the page.

Step 5 - Note the Part Number

The fitting part number can now be noted. The part number is found on the left side of the chart. For UC and DG two-piece fittings, see Section 10 - Ferrules to find the appropriate ferrule.



Download the **MyCrimp App** for more information.

General Information

Fitting Selection

FITTINGS



Hydraulic Fittings Nomenclature

EXAMPLE: **B2 - JCFX45 - 0608**



FITTING FAMILY	THREAD DESCRIPTION	HOSE DASH SIZE	THREAD DASH SIZE
First 2 Characters	Next 2-7 Characters	Next 2 Characters	Last 2 Characters
B2 BT Ultra-Crimp™ S6 (1-piece fitting) SG	Refer to the next page for detailed information.	All hose except SAE 100R5, DUT and Galaxy Hose:	See the Thread Reference Chart for converting dash size to thread sizes (starting on page 334).
T7 Thermoplastic T8 (1-piece fitting)		02 1/8" (32 mm) 03 3/16" (4.8 mm) 04 1/4" (6.4 mm) 05 5/16" (7.9 mm) 06 3/8" (9.5 mm) 08 1/2" (12.7 mm) 10 5/8" (15.9 mm) 12 3/4" (19 mm) 16 1" (25.4 mm) 20 1 1/4" (31.8 mm) 24 1 1/2" (38.1 mm) 32 2" (50.8 mm) 40 2 1/2" (63.5 mm)	02 03 04 05 06 08 10 12 14 15
FG Field-Grip™ (1-piece reattachable fitting)		SAE 100R5, DUT and Galaxy Hose:	16 18 20 22 24 26 28 30 32 33 36 40 42 45 52
UT DUT Hose (1-piece reattachable fitting)			
UC Uni-Crimp™ Stem (2-piece fitting)			
DG Dual-Grip Stem (2-piece internal and external skive fitting)			
PB Push-On Brass (1-piece fitting)			
SF Saflex® (1-piece fitting)			
GG Grease Gun (1-piece fitting)			

Warning - Selection of Fitting

Selection of the proper fittings for the application is essential to the proper operation and safe use of the hose and related equipment. Inadequate attention to the selection of the hose fitting for the application can result in hose leakage, bursting or other failures, which can cause serious bodily injury or property damage from spraying fluids or flying projectiles. Some of the factors involved in the selection of the proper hose ends are:

› **Fluid Compatibility** › **Pressure** › **Temperature** › **Installation Design** › **Hose Size** › **Corrosion Requirements**

If there are any questions as to what fitting should be used, Continental recommends that you consult the Continental Hydraulics Application Group for assistance.

Proper Assembly of Continental Hose and Fittings

Continental hose, fittings and crimping equipment work together to provide an efficient and reliable hose connection. Continental hose and fittings are part of an engineered system and are to be assembled in accordance with Continental specifications. Using non-Continental components may produce an assembly that does not meet rated performance. Continental DOES NOT WARRANT, EXPRESSLY OR BY IMPLICATION, HOSE ASSEMBLIES THAT DO NOT INCORPORATE Continental HOSE AND FITTINGS, OR ARE NOT CRIMPED IN ACCORDANCE WITH Continental's PROCESS SPECIFICATIONS.

Buyers may elect to attach additional or non-standard parts or equipment, or to use different manufacturing specifications, as necessary to meet the requirements of the buyer or customer's application. In such cases, the buyer has sole responsibility to qualify the hose for these applications as necessary to ensure performance capability.

For guidance in the assembly of Continental hose and couplings, please refer to the Continental Crimp Specifications Manual. Information in this catalog is believed to be accurate, but is not warranted, and is subject to change without prior notice.

For the most current available product information, check www.continental-industry.com.

Hydraulic Fittings Nomenclature

Thread	Thread Description	Gender	Swivel	Elbow	Thread	Thread Description	Gender	Swivel	Elbow
JC FX		Female	Swivel		OF FX		Female	Swivel	
JC FX45		Female	Swivel	45° Elbow	OF FX45		Female	Swivel	45° Elbow
JC FX90		Female	Swivel	90° Elbow	OF FX90		Female	Swivel	90° Elbow
JC FX90L	JIC 37° Flare (SAE J514)	Female	Swivel	90° Elbow (Long Drop-Tube)	OF FX90L	O-Ring Face Seal (SAE J1453 ORS/ORFS)	Female	Swivel	90° Elbow (Long Drop-Tube)
JC FX90S		Female	Swivel	90° Elbow (Short Drop-Tube)	OF FX90S		Female	Swivel	90° Elbow (Short Drop-Tube)
JC M		Male			OF M		Male		
SF FX		Female	Swivel		OB M		Male		
SF FX45		Female	Swivel	45° Elbow	OB MX	O-Ring Boss Straight Thread (SAE J514)	Male	Swivel	
SF FX90		Female	Swivel	90° Elbow	OB MX90B		Male	Swivel	90° Block Elbow
SF FX90L	SAE 45° J512 Flare	Female	Swivel	90° Elbow (Long Drop-Tube)	FL				
SF FX90S		Female	Swivel	90° Elbow (Short Drop-Tube)	FL 22				22.5° Elbow
SF M		Male			FL 30				30° Elbow
SI F		Female			FL 45				45° Elbow
SI M		Male			FL 60	Code 61 Flange (SAE J518)			60° Elbow
SI MX	SAE 45° Inverted Flare	Male	Swivel		FL 67				67° Elbow
SI MX45		Male	Swivel	45° Elbow	FL 90				90° Elbow
SI MX90		Male	Swivel	90° Elbow	FL 110				110° Elbow
NP F		Female			FL 135				135° Elbow
NP FX		Female	Swivel		FL 90EOC	Engine Oil Connection			90° Elbow
NP M		Male			FH				
NP M90	NPTF	Male		90° Elbow	FH 22				22.5° Elbow
NP MX		Male	Swivel		FH 30				30° Elbow
NP MX90B		Male	Swivel	90° Block Elbow	FH 45	Code 62 Flange (SAE J518)			45° Elbow
NP MAPI	NPTF Oil Field Connection	Male			FH 60				60° Elbow
HM	Hose Mender				FH 67				67° Elbow
NS FX	NPSM	Female	Swivel		FH 90				90° Elbow
FT M	SAE J514 Flareless Tube Fittings	Male			CF				
GT F	Grease Trap	Female			CF 22				22.5° Elbow
SP	Standpipe				CF 30				30° Elbow
SP 45				45° Elbow	CF 45	Caterpillar® Flange			45° Elbow
					CF 60				60° Elbow
					CF 67				67° Elbow
					CF 90				90° Elbow

Continued on the next page.



Download the **MyCrimp App** for more information.

General Information
Hydraulic Fittings Nomenclature

FITTINGS



Hydraulic Fittings Nomenclature Continued

Thread	Thread Description	Gender	Swivel	Elbow
KF				
KF 45	Komatsu Flange			45° Elbow
KF 90				90° Elbow
BP	BSPP (British Standard Pipe Parallel)	Female	Swivel	
BP		Female	Swivel	45° Elbow
BP		Female	Swivel	90° Elbow
BP		Male	Swivel	
BT M	BSPT (British Standard Pipe Tapered)	Male		
BF FX	BSP Flat Seat (British Standard Pipe)	Female	Swivel	
DL FX	DIN 24° Light	Female	Swivel	
DL FX45		Female	Swivel	45° Elbow
DL FX90		Female	Swivel	90° Elbow
DL M		Male		

Thread	Thread Description	Gender	Swivel	Elbow
DH FX	DIN 24° Heavy	Female	Swivel	
DH FX45		Female	Swivel	45° Elbow
DH FX90		Female	Swivel	90° Elbow
DH M		Male		
DN FX45	DIN 60	Female	Swivel	45° Elbow
DN FX90		Female	Swivel	90° Elbow
KM	Komatsu 30° Flare (Metric Threads)	Female	Swivel	
KM		Female	Swivel	45° Elbow
KM		Female	Swivel	90° Elbow
JS FX	JIS 30° (Parallel Pipe Thread)	Female	Swivel	
PTT FX	PTT 30° (for DUT hose)	Female	Swivel	

Hydraulic Ferrule Nomenclature

EXAMPLE: **UCF3 - 08**

FERRULE FAMILY

HOSE DASH SIZE

First 4 characters of Part Number

Last 2 characters of Part Number

- UCF1
- UCF2
- UCF3
- UCF4
- UCF5
- UCF6
- UCF7
- UCF8
- UCF9
- UCF10
- UCF11
- DGF1 Dual-Grip Ferrules (to be used only with Dual-Grip Stems).
- DGF2

- 03 3/16" (4.8 mm)
- 04 1/4" (6.4 mm)
- 05 5/16" (7.9 mm)
- 06 3/8" (9.5 mm)
- 08 1/2" (12.7 mm)
- 10 5/8" (15.9 mm)
- 12 3/4" (19 mm)
- 16 1" (25.4 mm)
- 20 1 1/8" (31.8 mm)
- 24 1 3/8" (38.1 mm)
- 32 2" (50.8 mm)
- 40 1 13/16" (63.5 mm)

SECTION 7 - TP FITTINGS

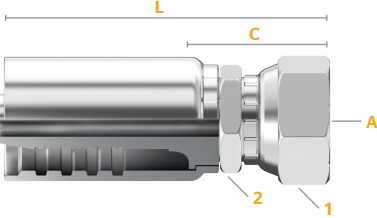
This section lists all fittings compatible with the following hose:

Hose	Description	Compatible Dash Size	Hose	Description	Compatible Dash Size
SR7	SAE 100R7 / EN 855 R7	All hose dash sizes	SR8	SAE 100R8 / EN 855 R8	All hose dash sizes
TR7	SAE 100R7 (Twin-Line)	All hose dash sizes	TR8	SAE 100R8 (Twin-Line)	All hose dash sizes
NR7	SAE 100R7	All hose dash sizes	NR8	SAE 100R8	All hose dash sizes
BR7	SAE 100R7	All hose dash sizes	SR18	SAE 100R18	All hose dash sizes

How to Use the Fittings Table

The fittings in this section will follow a similar table structure to the one seen on this page.

Fitting dimensions and attributes are explained below.



Fitting Name

Fitting Description

Part Number	Product Number	SAP Number	Hose ID		Hex 1 Wrench Size		Hex 2 Wrench Size		Cut-Off (C)		Length (L)	
			in.	mm	in.	mm	in.	mm	in.	mm	in.	mm
T7-JCFX-0404	32400-0404	20244000	1/4	7/16-20	5/8	5/8	1.44	36.5	2.53	64.3	2.86	72.6
T8-JCFX-0808	34400-0808	20244006	1/2	3/4-16	15/16	7/8	1.62	41.3	3.16	80.2	3.29	83.7
T7-JCFX-1212	32400-1212	20243992	3/4	1 1/8-12	1 1/4	1 1/8	1.62	41.3	3.44	87.3	4.19	106.5

Fitting Dimensions and Attributes

Part Number See Hydraulic Fittings Nomenclature on page 128 for a breakdown of part number attributes

Hose ID The compatible Hose ID

Tube ID The compatible Tube ID

Thread Size The thread size or sizes available for a particular fitting dash size (indicated by **A** in the fitting image)

Hex Size The wrench size for one or both nuts on the fitting (indicated by **1** or **2** in the fitting image)

Drop The length of the elbow (indicated by **D** in the fitting image)

Cut-Off The amount of hose to be cut for a correct assembly length (indicated by **C** in the fitting image)

Length The overall length of the fitting

Skive Type For applicable fittings, a skive type will be indicated as Skive, Non-Skive or Dual-Grip

Choose fittings carefully, considering the working pressure of both the hose and fitting. The maximum working pressure of the hose assembly is the lesser of the rated working pressure of the hose and the fitting. See page 333 for the Fittings Working Pressure Guide.

FITTINGS



Section 7

TP Fittings








COMPATIBLE HOSE:

SR7 NR7 SR8 NR8
TR7 BR7 TR8 SR18

For a detailed list, please refer to your Crimp Specifications Manual.

TP Fittings Overview

A complete overview of all TP fittings found in this section.

<p>JIC 37° Flare (SAE J514) Female Swivel</p>  <p>TP-JCFX P. 292</p>	<p>JIC 37° Flare (SAE J514) Female 45° Elbow Swivel</p>  <p>TP-JCFX45 P. 293</p>	<p>JIC 37° Flare (SAE J514) Female 90° Elbow Swivel</p>  <p>TP-JCFX90 P. 294</p>	<p>JIC 37° Flare (SAE J514) Male</p>  <p>TP-JCM P. 295</p>
<p>SAE 45° J512 Flare Female Swivel</p>  <p>TP-SFFX P. 296</p>	<p>SAE 45° J512 Flare Female 90° Elbow Swivel</p>  <p>TP-SFFX90 P. 296</p>	<p>SAE 45° Inverted Flare Male Swivel</p>  <p>TP-SIMX P. 297</p>	<p>SAE 45° Inverted Flare Male 45° Elbow Swivel</p>  <p>TP-SIMX45 P. 297</p>
<p>SAE 45° Inverted Flare Male 90° Elbow Swivel</p>  <p>TP-SIMX90 P. 298</p>	<p>NPTF Female</p>  <p>TP-NPF P. 298</p>	<p>NPTF Male</p>  <p>TP-NPM P. 299</p>	<p>NPTF Male Swivel</p>  <p>TP-NPMX P. 300</p>
<p>NPSM Female Swivel</p>  <p>TP-NSFX P. 300</p>	<p>SAE J514 Flareless Tube Fittings Male</p>  <p>TP-FTM P. 301</p>	<p>Standpipe 45° Elbow</p>  <p>TP-SP45 P. 301</p>	<p>O-Ring Face Seal (SAE J1453 ORS/ORFS) Female Swivel</p>  <p>TP-OFFX P. 302</p>
<p>O-Ring Face Seal (SAE J1453 ORS/ORFS) Female 45° Elbow Swivel</p>  <p>TP-OFFX45 P. 302</p>	<p>O-Ring Face Seal (SAE J1453 ORS/ORFS) Female 90° Elbow Swivel</p>  <p>TP-OFFX90 P. 303</p>	<p>O-Ring Face Seal (SAE J1453 ORS/ORFS) Male</p>  <p>TP-OFM P. 303</p>	<p>O-Ring Boss Straight Thread (SAE J514) Male</p>  <p>TP-OBM P. 304</p>
<p>O-Ring Boss Straight Thread (SAE J514) Male Swivel</p>  <p>TP-OBMX P. 304</p>	<p>JIS 30° (Parallel Pipe Threads) Female Swivel</p>  <p>TP-JSFX P. 305</p>		

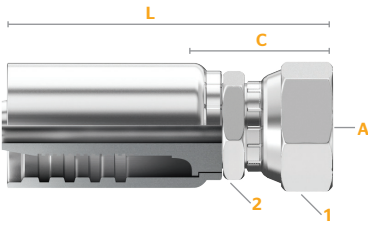


Download the **MyCrimp App** for more information.

Section 7
TP Fittings







FITTINGS





JIC 37° Flare (SAE J514)

Female / Swivel

Part Number	Product Number	SAP Number								
			Hose ID	Thread Size (A)	Hex 1 Wrench Size	Hex 2 Wrench Size	Cut-Off (C)	Length (L)	in.	mm
T7-JCFX-0204	32400-0204	20243997	1/8	7/16-20	5/8	1/2	1.06	27.0	1.71	43.5
T7-JCFX-0303	32400-0303	20243995	3/16	3/8-24	9/16	9/16	1.31	33.3	2.21	56.2
T7-JCFX-0304	32400-0304	20243994	3/16	7/16-20	5/8	9/16	1.38	34.9	2.16	54.8
T8-JCFX-0304	34400-0304	20243993	3/16	7/16-20	5/8	9/16	1.38	34.9	2.16	54.8
T7-JCFX-0305	32400-0305	20243996	3/16	1/2-20	3/4	9/16	1.38	34.9	2.16	54.8
T8-JCFX-0305	34400-0305	20243999	3/16	1/2-20	3/4	9/16	1.38	34.9	2.16	54.8
T7-JCFX-0404	32400-0404	20244000	1/4	7/16-20	5/8	5/8	1.44	36.5	2.53	64.3
T7-JCFX-0404S	32400-0404S	20298359	1/4	7/16-20	5/8	5/8	1.44	36.5	2.53	64.3
T8-JCFX-0404	34400-0404	20243991	1/4	7/16-20	5/8	5/8	1.44	36.5	2.53	64.3
T8-JCFX-0404S	34400-0404S	20435884	1/4	7/16-20	5/8	5/8	1.44	36.5	2.53	64.3
T7-JCFX-0405	32400-0405	20244002	1/4	1/2-20	3/4	5/8	1.44	36.5	2.53	64.3
T8-JCFX-0405	34400-0405	20244001	1/4	1/2-20	3/4	5/8	1.44	36.5	2.53	64.3
T7-JCFX-0406	32400-0406	20244007	1/4	9/16-18	3/4	5/8	1.44	36.5	2.53	64.3
T8-JCFX-0406	34400-0406	20243998	1/4	9/16-18	3/4	5/8	1.44	36.5	2.53	64.3
T7-JCFX-0505	32400-0505	20244010	5/16	1/2-20	3/4	5/8	1.25	31.8	2.53	64.3
T7-JCFX-0506	32400-0506	20244009	5/16	9/16-18	3/4	5/8	1.38	34.9	2.53	64.3
T7-JCFX-0604	32400-0604	20244015	3/8	7/16-20	5/8	13/16	1.25	31.8	2.69	68.3
T8-JCFX-0604	34400-0604	20244014	3/8	7/16-20	5/8	13/16	1.25	31.8	2.69	68.3
T7-JCFX-0606	32400-0606	20244011	3/8	9/16-18	3/4	3/4	1.50	38.1	2.81	71.5
T8-JCFX-0606	34400-0606	20244008	3/8	9/16-18	3/4	3/4	1.38	34.9	2.81	71.5
T7-JCFX-0608	32400-0608	20244017	3/8	3/4-16	15/16	3/4	1.38	34.9	2.81	71.5
T8-JCFX-0608	34400-0608	20244018	3/8	3/4-16	15/16	3/4	1.38	34.9	2.81	71.5
T7-JCFX-0610	32400-0610	20244013	3/8	7/8-14	1 1/8	7/8	1.50	38.1	2.97	75.4
T8-JCFX-0610	34400-0610	20244012	3/8	7/8-14	1 1/8	7/8	1.50	38.1	2.97	75.4
T7-JCFX-0808	32400-0808	20243932	1/2	3/4-16	15/16	7/8	1.62	41.3	3.16	80.2
T8-JCFX-0808	34400-0808	20244006	1/2	3/4-16	15/16	7/8	1.62	41.3	3.16	80.2
T7-JCFX-0810	32400-0810	20244005	1/2	7/8-14	1 1/8	7/8	1.62	41.3	3.16	80.2
T8-JCFX-0810	34400-0810	20244004	1/2	7/8-14	1 1/8	7/8	1.62	41.3	3.16	80.2
T7-JCFX-0812	32400-0812	20243934	1/2	1 1/8-12	1 1/4	1 1/8	1.62	41.3	3.25	82.6
T8-JCFX-0812	34400-0812	20243935	1/2	1 1/8-12	1 1/4	1 1/8	1.62	41.3	3.25	82.6
T7-JCFX-1210	32400-1210	20244016	3/4	7/8-14	1 1/8	1 1/8	1.62	41.3	3.44	87.3
T7-JCFX-1212	32400-1212	20243992	3/4	1 1/8-12	1 1/4	1 1/8	1.62	41.3	3.44	87.3
T7-JCFX-1216	32400-1216	20244019	3/4	1 1/8-12	1 1/2	1 3/8	1.69	42.9	3.50	88.9
T7-JCFX-1616	32400-1616	20243933	1	1 1/8-12	1 1/2	1 3/8	1.69	42.9	4.06	103.2

S=Stainless Steel (See Fitting Identification in Appendix for more information.)

FITTINGS



Section 7

TP Fittings

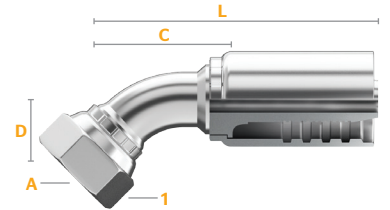
COMPATIBLE HOSE:








SR7 NR7 SR8 NR8
TR7 BR7 TR8 SR18

For a detailed list, please refer to your Crimp Specifications Manual.

JIC 37° Flare (SAE J514)

Female / 45° Elbow / Swivel



Part Number	Product Number	SAP Number										
			Hose ID	Thread Size (A)	Hex 1 Wrench Size	Hex 2 Wrench Size	Drop (D)	Cut-Off (C)	Length (L)	in.	mm	
			in.		mm	mm	in.	mm	in.	mm	in.	mm
T7-JCFX45-0404	32420-0404	20243938	1/4	7/16-20	9/16	5/8	0.47	11.9	1.50	38.1	2.55	64.9
T8-JCFX45-0404	34420-0404	20243939	1/4	7/16-20	9/16	5/8	0.47	11.9	1.50	38.1	2.55	64.9
T8-JCFX45-0405	34420-0405	20243950	1/4	1/2-20	5/8	5/8	0.53	13.4	1.56	39.7	2.64	67.2
T7-JCFX45-0406	32420-0406	20243940	1/4	9/16-18	11/16	5/8	0.39	9.9	1.94	49.2	3.04	77.3
T8-JCFX45-0406	34420-0406	20243941	1/4	9/16-18	11/16	5/8	0.59	14.9	1.69	42.9	2.73	69.3
T7-JCFX45-0506	32420-0506	20243965	5/16	9/16-18	11/16	5/8	0.39	9.9	1.94	49.2	3.11	79.0
T7-JCFX45-0606	32420-0606	20243936	3/8	9/16-18	11/16	3/4	0.39	9.9	1.94	49.2	3.30	83.8
T8-JCFX45-0606	34420-0606	20243945	3/8	9/16-18	11/16	3/4	0.39	9.9	1.94	49.2	3.30	83.8
T7-JCFX45-0608	32420-0608	20243943	3/8	3/4-16	7/8	3/4	0.55	14.0	2.25	57.2	3.54	89.9
T8-JCFX45-0608	34420-0608	20243944	3/8	3/4-16	7/8	3/4	0.55	14.0	2.25	57.2	3.54	89.9
T7-JCFX45-0808	32420-0808	20243949	1/2	3/4-16	7/8	7/8	0.71	18.1	1.62	41.3	3.28	83.4
T8-JCFX45-0808	34420-0808	20243947	1/2	3/4-16	7/8	7/8	0.71	18.1	1.62	41.3	3.28	83.4
T7-JCFX45-0810	32420-0810	20243951	1/2	7/8-14	1	7/8	0.84	21.3	1.88	47.6	3.91	99.3
T8-JCFX45-0810	34420-0810	20243952	1/2	7/8-14	1	7/8	0.63	16.0	2.25	57.2	3.91	99.3
T7-JCFX45-1212	32420-1212	20243946	3/4	1 1/16-12	1 1/4	1 1/8	0.63	16.0	2.25	57.2	4.33	110.0
T7-JCFX45-1616	32420-1616	20243948	1	1 3/16-12	1 1/2	1 3/8	1.15	29.1	2.62	66.7	5.02	127.5
T7-JCFX45-1616	32420-1616	20243948	1	1 3/16-12	1 1/2	1 3/8	1.15	29.1	2.62	66.7	5.02	127.5

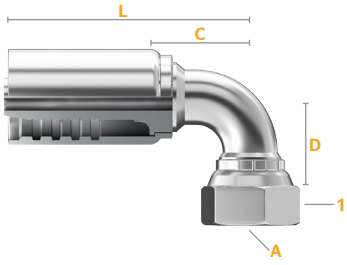


Download the **MyCrimp App** for more information.

Section 7
TP Fittings

FITTINGS





JIC 37° Flare (SAE J514)

Female / 90° Elbow / Swivel



Part Number	Product Number	SAP Number	Hose ID		Thread Size (A)		Hex 1	Hex 2	Elbow Type*	Drop (D)		Cut-Off (C)		Length (L)	
			in.	mm	in.	mm	Wrench Size	Wrench Size		in.	mm	in.	mm	in.	mm
T7-JCFX90-0404	32425-0404	20243919	1/4	7.16	7/16-20	9/16	5/8			0.68	17.3	1.69	42.9	2.76	70.0
T8-JCFX90-0404	34425-0404	20243931	1/4	7.16	7/16-20	9/16	5/8			0.68	17.3	1.69	42.9	2.76	70.0
T7-JCFX90L-0404	32440-0404	20243958	1/4	7.16	7/16-20	9/16	5/8	LT		1.80	45.7	1.25	31.8	2.31	58.7
T8-JCFX90L-0404	34440-0404	20243957	1/4	7.16	7/16-20	9/16	5/8	LT		1.80	45.7	1.25	31.8	2.31	58.7
T7-JCFX90-0405	32425-0405	20243929	1/4	1.27	1/2-20	5/8	5/8			1.00	25.4	1.31	33.3	2.38	60.3
T8-JCFX90-0405	34425-0405	20243930	1/4	1.27	1/2-20	5/8	5/8			1.00	25.4	1.31	33.3	2.38	60.3
T7-JCFX90L-0405	32440-0405	20243968	1/4	1.27	1/2-20	5/8	5/8	LT		1.77	45.0	1.30	32.9	2.38	60.3
T8-JCFX90L-0405	34440-0405	20243969	1/4	1.27	1/2-20	5/8	5/8	LT		1.77	45.0	1.31	33.3	2.38	60.3
T7-JCFX90-0406	32425-0406	20243927	1/4	9.14	9/16-18	11/16	5/8			1.12	28.6	1.94	49.2	3.25	82.6
T8-JCFX90-0406	34425-0406	20243916	1/4	9.14	9/16-18	11/16	5/8			1.12	28.6	1.31	33.3	2.41	61.1
T7-JCFX90L-0406	32440-0406	20243954	1/4	9.14	9/16-18	11/16	5/8	LT		2.18	55.4	1.19	30.2	2.44	61.9
T8-JCFX90L-0406	34440-0406	20243955	1/4	9.14	9/16-18	11/16	5/8	LT		2.18	55.4	1.19	30.2	2.44	61.9
T7-JCFX90-0505	32425-0505	20243922	5/16	1.27	1/2-20	5/8	5/8			1.00	25.4	1.12	28.6	2.38	60.3
T7-JCFX90-0506	32425-0506	20243937	5/16	9.14	9/16-18	11/16	5/8			0.85	21.6	1.88	47.6	3.06	77.7
T7-JCFX90L-0506	32440-0506	20243960	5/16	9.14	9/16-18	11/16	5/8	LT		2.18	55.4	1.19	30.2	2.44	61.9
T7-JCFX90-0606	32425-0606	20243920	3/8	9.14	9/16-18	11/16	3/4			0.85	21.6	1.94	49.2	3.25	82.6
T8-JCFX90-0606	34425-0606	20243921	3/8	9.14	9/16-18	11/16	3/4			0.85	21.6	1.94	49.2	3.25	82.6
T7-JCFX90L-0606	32440-0606	20243953	3/8	9.14	9/16-18	11/16	3/4	LT		2.18	55.4	1.94	49.2	3.24	82.3
T8-JCFX90L-0606	34440-0606	20243959	3/8	9.14	9/16-18	11/16	3/4	LT		2.18	55.4	1.94	49.2	3.24	82.3
T7-JCFX90-0608	32425-0608	20243923	3/8	3.17	3/4-16	7/8	3/4			1.09	27.7	2.00	50.8	3.34	84.8
T8-JCFX90-0608	34425-0608	20243918	3/8	3.17	3/4-16	7/8	3/4			1.09	27.7	2.00	50.8	3.34	84.8
T7-JCFX90L-0608	32440-0608	20243956	3/8	3.17	3/4-16	7/8	3/4	LT		2.43	61.7	1.31	33.3	2.75	69.9
T8-JCFX90L-0608	34440-0608	20243962	3/8	3.17	3/4-16	7/8	3/4	LT		2.43	61.7	1.31	33.3	2.75	69.9
T7-JCFX90-0808	32425-0808	20243925	1/2	3.17	3/4-16	7/8	7/8			1.09	27.7	1.94	49.2	3.53	89.7
T8-JCFX90-0808	34425-0808	20243926	1/2	3.17	3/4-16	7/8	7/8			1.09	27.7	1.94	49.2	3.53	89.7
T7-JCFX90L-0808	32440-0808	20243970	1/2	3.17	3/4-16	7/8	7/8	LT		2.43	61.7	1.31	33.3	2.94	74.6
T8-JCFX90L-0808	34440-0808	20243964	1/2	3.17	3/4-16	7/8	7/8	LT		2.43	61.7	1.31	33.3	2.94	74.6
T7-JCFX90-0810	32425-0810	20243924	1/2	7.62	7/8-14	1	7/8			1.23	31.2	2.19	55.6	3.74	95.0
T8-JCFX90-0810	34425-0810	20243928	1/2	7.62	7/8-14	1	7/8			1.23	31.2	2.19	55.6	3.74	95.0
T7-JCFX90L-0810	32440-0810	20243966	1/2	7.62	7/8-14	1	7/8	LT		2.57	65.3	2.19	55.6	3.77	95.8
T8-JCFX90L-0810	34440-0810	20243967	1/2	7.62	7/8-14	1	7/8	LT		2.57	65.3	2.19	55.6	3.77	95.8
T7-JCFX90-1212	32425-1212	20243917	3/4	1.27	1 1/8-12	1 1/4	1 1/8			2.31	58.7	2.06	52.4	3.88	98.4
T7-JCFX90-1616	32425-1616	20243961	1	1.27	1 3/8-12	1 1/2	1 3/8			2.50	63.5	2.94	74.6	4.75	120.7
T7-JCFX90L-1616	32440-1616	20243963	1	1.27	1 3/8-12	1 1/2	1 3/8	LT		4.33	110.0	2.31	58.7	4.69	119.1

*Elbow Type: LT=Long Tube

FITTINGS



Section 7

TP Fittings

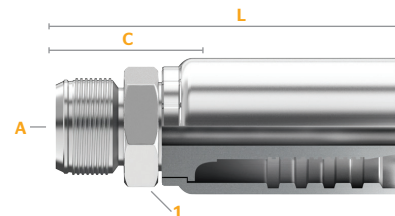
COMPATIBLE HOSE:

SR7 NR7 SR8 NR8
TR7 BR7 TR8 SR18

For a detailed list, please refer to your Crimp Specifications Manual.

JIC 37° Flare (SAE J514)

Male



Part Number	Product Number	SAP Number	Hose ID	Thread Size (A)	Hex 1 Wrench Size	Cut-Off (C)		Length (L)	
			in.		mm	in.	mm	in.	mm
T7-JCM-0304	32450-0304	20243990	3/16	7/16-20	9/16	1.25	31.8	2.05	52.1
T8-JCM-0304	34450-0304	20243989	3/16	7/16-20	9/16	1.25	31.8	2.05	52.1
T7-JCM-0404	32450-0404	20243973	1/4	7/16-20	5/8	1.25	31.8	2.30	58.4
T8-JCM-0404	34450-0404	20243972	1/4	7/16-20	5/8	1.25	31.8	2.30	58.4
T7-JCM-0405	32450-0405	20243975	1/4	1/2-20	5/8	1.25	31.8	2.30	58.4
T8-JCM-0405	34450-0405	20243974	1/4	1/2-20	5/8	1.25	31.8	2.30	58.4
T7-JCM-0406	32450-0406	20243985	1/4	9/16-18	3/4	1.32	33.5	2.40	61.0
T8-JCM-0406	34450-0406	20243978	1/4	9/16-18	3/4	1.31	33.3	2.40	61.0
T7-JCM-0505	32450-0505	20243982	5/16	1/2-20	5/8	1.06	27.0	2.36	60.0
T7-JCM-0506	32450-0506	20243981	5/16	9/16-18	11/16	1.31	33.3	2.30	58.4
T7-JCM-0606	32450-0606	20243984	3/8	9/16-18	3/4	1.38	34.9	2.59	65.7
T8-JCM-0606	34450-0606	20243983	3/8	9/16-18	3/4	1.12	28.6	2.59	65.7
T7-JCM-0608	32450-0608	20243987	3/8	3/4-16	13/16	1.38	34.9	2.69	68.3
T8-JCM-0608	34450-0608	20243986	3/8	3/4-16	13/16	1.25	31.8	2.69	68.3
T7-JCM-0808	32450-0808	20243979	1/2	3/4-16	7/8	1.44	36.5	2.88	73.1
T8-JCM-0808	34450-0808	20243971	1/2	3/4-16	7/8	1.25	31.8	2.88	73.1
T7-JCM-0810	32450-0810	20243977	1/2	7/8-14	15/16	1.44	36.5	3.10	78.8
T8-JCM-0810	34450-0810	20243976	1/2	7/8-14	15/16	1.50	38.1	3.10	78.8
T7-JCM-1212	32450-1212	20243988	3/4	1 1/8-12	1 1/8	1.50	38.1	3.32	84.4
T7-JCM-1616	32450-1616	20243980	1	1 1/8-12	1 3/8	1.62	41.3	3.94	100.1

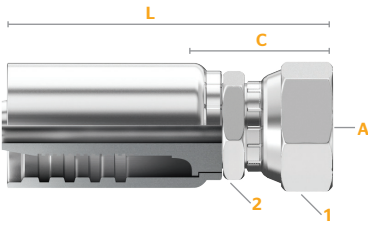


Download the **MyCrimp App** for more information.

Section 7
TP Fittings







FITTINGS

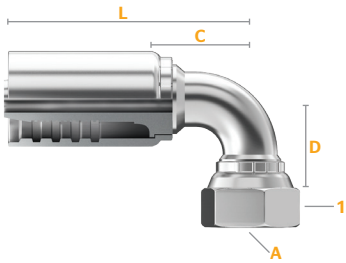




SAE 45° J512 Flare








Female / Swivel

Part Number	Product Number	SAP Number								
			Hose ID	Thread Size (A)	Hex 1 Wrench Size	Hex 2 Wrench Size	Cut-Off (C)	Length (L)	in.	mm
T7-SFFX-0404	32775-0404	20244137	1/4	7/16-20	5/8	5/8	1.44	36.5	2.53	64.3
T8-SFFX-0404	34775-0404	20244136	1/4	7/16-20	5/8	5/8	1.45	36.7	2.53	64.3
T7-SFFX-0405	32775-0405	20244140	1/4	1/2-20	3/4	5/8	1.45	36.7	2.53	64.3
T8-SFFX-0405	34775-0405	20244139	1/4	1/2-20	3/4	5/8	1.45	36.7	2.53	64.3
T7-SFFX-0406	32775-0406	20244138	1/4	5/8-18	13/16	5/8	1.44	36.5	2.53	64.3
T8-SFFX-0406	34775-0406	20244145	1/4	5/8-18	13/16	5/8	1.44	36.5	2.53	64.3
T7-SFFX-0506	32775-0506	20244132	5/16	5/8-18	13/16	5/8	1.25	31.8	2.53	64.3
T7-SFFX-0606	32775-0606	20244134	3/8	5/8-18	13/16	3/4	1.38	34.9	2.81	71.5
T8-SFFX-0606	34775-0606	20244133	3/8	5/8-18	13/16	3/4	1.38	34.9	2.81	71.5
T7-SFFX-0808	32775-0808	20244142	1/2	3/4-16	15/16	7/8	1.66	42.1	3.15	80.0
T8-SFFX-0808	34775-0808	20244141	1/2	3/4-16	15/16	7/8	1.66	42.1	3.15	80.0
T7-SFFX-1212	32775-1212	20244135	3/4	1 1/8-14	1 1/4	1 1/8	1.62	41.3	3.44	87.3



SAE 45° J512 Flare

Female / 90° Elbow / Swivel

Part Number	Product Number	SAP Number										
			Hose ID	Thread Size (A)	Hex 1 Wrench Size	Hex 2 Wrench Size	Drop (D)	Cut-Off (C)	Length (L)	in.	mm	
T7-SFFX90-0606	32780-0606	20244144	3/8	5/8-18	3/4	3/4	1.12	28.6	1.19	30.2	2.63	66.8
T8-SFFX90-0606	34780-0606	20244143	3/8	5/8-18	3/4	3/4	1.12	28.6	1.19	30.2	2.63	66.8

FITTINGS



Section 7

TP Fittings

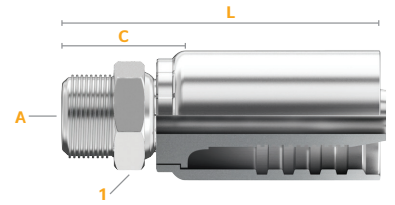
COMPATIBLE HOSE:







SR7 NR7 SR8 NR8
TR7 BR7 TR8 SR18

For a detailed list, please refer to your Crimp Specifications Manual.

SAE 45° Inverted Flare

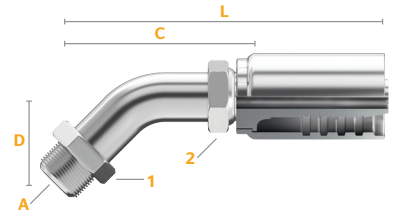
Male / Swivel










Part Number	Product Number	SAP Number								
			Hose ID	Thread Size (A)	Hex 1 Wrench Size	Hex 2 Wrench Size	Cut-Off (C)	Length (L)	in.	mm
			in.		mm	mm	in.	mm	in.	mm
T7-SIMX-0404	32800-0404	20244127	1/4	7/16-24	7/16	5/8	1.64	41.6	2.72	69.1
T7-SIMX-0405	32800-0405	20244128	1/4	1/2-20	1/2	5/8	1.69	42.9	2.78	70.6

SAE 45° Inverted Flare

Male / 45° Elbow / Swivel



Part Number	Product Number	SAP Number										
			Hose ID	Thread Size (A)	Hex 1 Wrench Size	Hex 2 Wrench Size	Drop (D)	Cut-Off (C)	Length (L)	in.	mm	in.
			in.		mm	mm	in.	mm	in.	mm	in.	mm
T8-SIMX45-0606	34810-0606	20244130	3/8	5/8-18	5/8	3/4	0.96	24.5	1.88	47.6	3.30	83.8

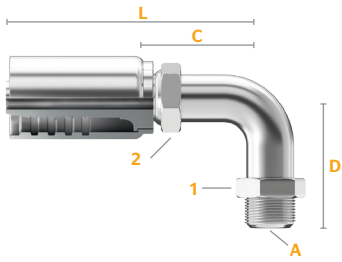


Download the **MyCrimp App** for more information.

Section 7
TP Fittings








FITTINGS

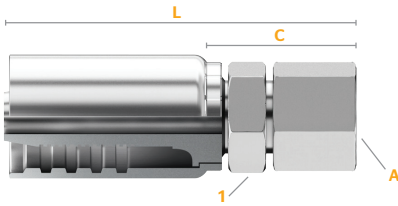




SAE 45° Inverted Flare






Male / 90° Elbow / Swivel

Part Number	Product Number	SAP Number										
			Hose ID	Thread Size (A)	Hex 1 Wrench Size	Hex 2 Wrench Size	in.	mm	in.	mm	in.	mm
T7-SIMX90-0404	32815-0404	20244129	1/4	7/16-24	7/16	9/16	1.31	33.3	1.23	31.3	2.31	58.7
T7-SIMX90-0606	32815-0606	20244131	3/8	5/8-18	5/8	3/4	1.66	42.2	1.19	30.2	2.62	66.7
T8-SIMX90-0606	34815-0606	20244126	3/8	5/8-18	5/8	3/4	1.66	42.2	1.19	30.2	2.63	66.8



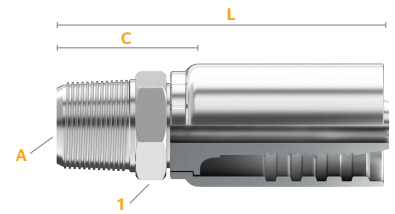
NPTF






Female

Part Number	Product Number	SAP Number							
			Hose ID	Thread Size (A)	Hex 1 Wrench Size	in.	mm	in.	mm
T7-NPF-0404	32600-0404	20244060	1/4	1/4-18	3/4	1.25	31.8	2.34	59.5
T8-NPF-0404	34600-0404	20244059	1/4	1/4-18	3/4	1.25	31.8	2.34	59.5
T7-NPF-0604	32600-0604	20244058	3/8	1/4-18	3/4	1.06	27.0	2.53	64.3
T7-NPF-0606	32600-0606	20244057	3/8	3/8-18	7/8	1.19	30.2	2.63	66.7
T8-NPF-0606	34600-0606	20244056	3/8	3/8-18	7/8	1.19	30.2	2.63	66.7
T7-NPF-0808	32600-0808	20244062	1/2	1/2-14	1 1/8	1.31	33.3	3.03	77.0
T8-NPF-0808	34600-0808	20244061	1/2	1/2-14	1 1/8	1.31	33.3	3.03	77.0

NPTF

Male



Part Number	Product Number	SAP Number							
			Hose ID	Thread Size (A)	Hex 1 Wrench Size	Cut-Off (C)	Length (L)	in.	mm
T7-NPM-0202	32615-0202	20244064	1/8	1/8-27	1/2	0.75	19.1	1.34	34.1
T7-NPM-0302	32615-0302	20244065	3/16	1/8-27	9/16	1.06	27.0	1.88	47.8
T8-NPM-0302	34615-0302	20244055	3/16	1/8-27	9/16	1.06	27.0	1.88	47.8
T7-NPM-0304	32615-0304	20244067	3/16	1/4-18	11/16	1.25	31.8	2.06	52.3
T8-NPM-0304	34615-0304	20244066	3/16	1/4-18	11/16	1.25	31.8	2.06	52.3
T7-NPM-0306	32615-0306	20244052	3/16	3/8-18	3/4	1.38	34.9	2.15	54.7
T8-NPM-0306	34615-0306	20244038	3/16	3/8-18	3/4	1.38	34.9	2.15	54.7
T7-NPM-0402	32615-0402	20244072	1/4	1/8-27	5/8	1.06	27.0	2.13	54.1
T8-NPM-0402	34615-0402	20244071	1/4	1/8-27	5/8	1.06	27.0	2.13	54.1
T7-NPM-0404	32615-0404	20244078	1/4	1/4-18	11/16	1.25	31.8	2.31	58.7
T8-NPM-0404	34615-0404	20244079	1/4	1/4-18	11/16	1.25	31.8	2.31	58.7
T8-NPM-0404S	34615-0404S	20435885	1/4	1/4-18	11/16	1.25	31.8	2.31	58.7
T7-NPM-0406	32615-0406	20244070	1/4	3/8-18	3/4	1.31	33.3	2.40	61.1
T8-NPM-0406	34615-0406	20244069	1/4	3/8-18	3/4	1.31	33.3	2.40	61.1
T7-NPM-0408	32615-0408	20244076	1/4	1/2-14	15/16	1.56	39.7	2.66	67.5
T8-NPM-0408	34615-0408	20244077	1/4	1/2-14	15/16	1.56	39.7	2.66	67.5
T7-NPM-0504	32615-0504	20244032	5/16	1/4-18	11/16	1.12	28.6	2.31	58.8
T7-NPM-0604	32615-0604	20244033	3/8	1/4-18	3/4	1.31	33.3	2.59	65.8
T8-NPM-0604	34615-0604	20244030	3/8	1/4-18	3/4	1.31	33.3	2.59	65.8
T7-NPM-0606	32615-0606	20244028	3/8	3/8-18	3/4	1.31	33.3	2.59	65.8
T8-NPM-0606	34615-0606	20244029	3/8	3/8-18	3/4	1.31	33.3	2.59	65.8
T7-NPM-0608	32615-0608	20244031	3/8	1/2-14	15/16	1.56	39.7	2.84	72.2
T8-NPM-0608	34615-0608	20244035	3/8	1/2-14	15/16	1.56	39.7	2.84	72.2
T7-NPM-0806	32615-0806	20244073	1/2	3/8-18	7/8	1.28	32.5	2.78	70.7
T8-NPM-0806	34615-0806	20244075	1/2	3/8-18	7/8	1.25	31.8	2.78	70.7
T7-NPM-0808	32615-0808	20244054	1/2	1/2-14	15/16	1.50	38.1	3.03	77.0
T8-NPM-0808	34615-0808	20244053	1/2	1/2-14	15/16	1.50	38.1	3.03	77.0
T7-NPM-0812	32615-0812	20244068	1/2	3/4-14	1 1/8	1.50	38.1	3.04	77.1
T8-NPM-0812	34615-0812	20244074	1/2	3/4-14	1 1/8	1.50	38.1	3.09	78.6
T7-NPM-1208	32615-1208	20244037	3/4	1/2-14	1 1/8	1.44	36.5	3.22	81.8
T7-NPM-1212	32615-1212	20244036	3/4	3/4-14	1 1/8	1.38	34.9	3.22	81.8
T8-NPM-1212	34615-1212	20440323	3/4	3/4-14	1 1/8	1.63	41.3	3.21	81.5
T7-NPM-1616	32615-1616	20244063	1	1-11 1/2	1 3/8	1.62	41.3	3.97	100.8
T8-NPM-1616	34615-1616	20440324	1	1-11 1/2	1 3/8	1.88	47.6	3.97	100.8

S=Stainless Steel (See Fitting Identification in Appendix for more information.)

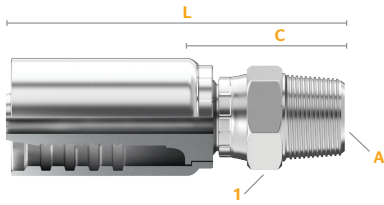


Download the **MyCrimp App** for more information.

Section 7
TP Fittings

FITTINGS

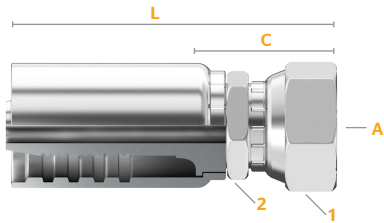




NPTF

Male / Swivel

Part Number	Product Number	SAP Number	Hose ID		Thread Size (A)		Hex 1 Wrench Size		Hex 2 Wrench Size		Cut-Off (C)		Length (L)	
			in.	mm	in.	mm	in.	mm	in.	mm	in.	mm		
T7-NPMX-0202	32645-0202	20598101	1/8	1/8-27	1/2	1/2	1.33	33.8	1.90	48.2				
T7-NPMX-0304	32645-0304	20244047	3/16	1/4-18	11/16	5/8	1.81	46.0	2.64	67.0				
T8-NPMX-0304	34645-0304	20244039	3/16	1/4-18	11/16	5/8	1.81	46.0	2.64	67.0				
T7-NPMX-0404	32645-0404	20244050	1/4	1/4-18	11/16	5/8	1.81	46.0	2.87	73.0				
T8-NPMX-0404	34645-0404	20244049	1/4	1/4-18	11/16	5/8	1.81	46.0	2.87	73.0				
T7-NPMX-0406	32645-0406	20244048	1/4	3/8-18	3/4	5/8	1.93	49.0	3.02	76.7				
T7-NPMX-0504	32645-0504	20244040	5/16	1/4-18	11/16	5/8	1.62	41.3	2.87	73.0				
T7-NPMX-0606	32645-0606	20244042	3/8	3/8-18	3/4	3/4	1.69	42.9	3.15	80.0				
T8-NPMX-0606	34645-0606	20244041	3/8	3/8-18	3/4	3/4	1.69	42.9	3.15	80.0				
T7-NPMX-0608	32645-0608	20244044	3/8	1/2-14	7/8	3/4	1.88	47.6	3.38	85.7				
T8-NPMX-0608	34645-0608	20244043	3/8	1/2-14	7/8	3/4	1.88	47.6	3.31	84.2				
T7-NPMX-0808	32645-0808	20244045	1/2	1/2-14	15/16	7/8	1.94	49.2	3.61	91.7				
T8-NPMX-0808	34645-0808	20244051	1/2	1/2-14	15/16	7/8	1.94	49.2	3.61	91.7				
T7-NPMX-1212	32645-1212	20244046	3/4	3/4-14	1 1/2	1 1/2	2.00	50.8	3.84	97.5				
T7-NPMX-1616	32645-1616	20244034	1	1-11 1/2	1 1/2	1 1/2	2.31	58.7	4.65	118.1				



NPSM

Female / Swivel

Part Number	Product Number	SAP Number	Hose ID		Thread Size (A)		Hex 1 Wrench Size		Hex 2 Wrench Size		Cut-Off (C)		Length (L)	
			in.	mm	in.	mm	in.	mm	in.	mm	in.	mm		
T7-NSFX-0808	32655-0808	20244026	1/2	1/2-14	1	1	1.38	34.9	3.06	77.8				
T8-NSFX-0808	34655-0808	20244027	1/2	1/2-14	1	1	1.38	34.9	3.06	77.8				

FITTINGS



Section 7

TP Fittings

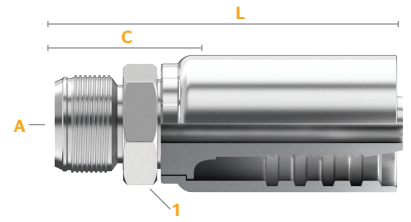
COMPATIBLE HOSE:






SR7 NR7 SR8 NR8
TR7 BR7 TR8 SR18

For a detailed list, please refer to your Crimp Specifications Manual.

SAE J514 Flareless Tube Fittings

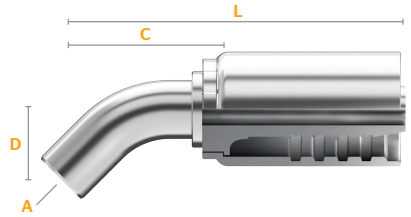
Male









Part Number	Product Number	SAP Number							
			Hose ID	Thread Size (A)	Hex 1 Wrench Size	Cut-Off (C)		Length (L)	
			in.		mm	in.	mm	in.	mm
T7-FTM-0606	32360-0606	20244148	3/8	9/16-18	3/4	1.06	27.0	2.50	63.4
T8-FTM-0606	34360-0606	20244147	3/8	9/16-18	3/4	1.06	26.9	2.50	63.5
T7-FTM-0808	32360-0808	20244146	1/2	3/4-16	7/8	1.16	29.4	2.78	70.6

Standpipe

45° Elbow



Part Number	Product Number	SAP Number									
			Hose ID	Thread Size (A)	Hex 1 Wrench Size	Drop (D)		Cut-Off (C)		Length (L)	
			in.		mm	in.	mm	in.	mm	in.	mm
T7-SP45-0408	32830-0408	20244149	1/4	8	5/8	0.75	19.0	1.77	45.0	2.80	71.0
T8-SP45-0408	34830-0408	20244150	1/4	8	5/8	0.75	19.0	1.77	45.0	2.80	71.0

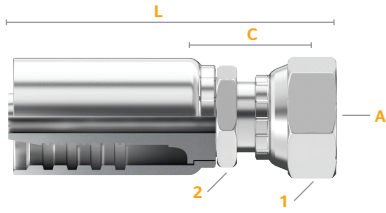


Download the **MyCrimp App** for more information.

Section 7
TP Fittings

FITTINGS

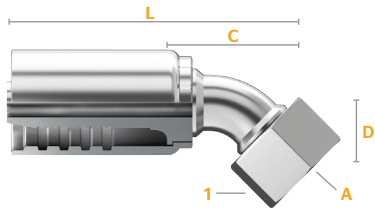




O-Ring Face Seal (SAE J1453 ORS/ORFS)

Female / Swivel

Part Number	Product Number	SAP Number	Hose ID		Hex 1 Wrench Size		Hex 2 Wrench Size		Cut-Off (C)		Length (L)	
			in.	mm	mm	mm	in.	mm	in.	mm		
T7-OFFX-0404	32700-0404	20244101	1/4	9/16-18	11/16	5/8	1.50	38.1	2.60	66.0		
T8-OFFX-0404	34700-0404	20244105	1/4	9/16-18	11/16	5/8	1.50	38.1	2.60	66.0		
T7-OFFX-0506	32700-0506	20244108	5/16	11/16-16	13/16	5/8	1.56	39.7	2.74	69.7		
T7-OFFX-0606	32700-0606	20244103	3/8	11/16-16	7/8	3/4	1.44	36.5	2.75	69.9		
T8-OFFX-0606	34700-0606	20244106	3/8	11/16-16	7/8	3/4	1.44	36.5	2.75	69.9		
T7-OFFX-0608	32700-0608	20244107	3/8	13/16-16	15/16	3/4	1.88	47.6	3.22	81.8		
T7-OFFX-0808	32700-0808	20244097	1/2	13/16-16	15/16	7/8	1.56	39.7	3.12	79.4		
T8-OFFX-0808	34700-0808	20244098	1/2	13/16-16	15/16	7/8	1.69	42.9	3.28	83.4		
T8-OFFX-0810	34700-0810	20244096	1/2	1-14	1 1/8	7/8	1.88	47.6	3.39	86.1		
T7-OFFX-1212	32700-1212	20244104	3/4	1 3/8 - 12	1 3/8	1 1/8	2.12	54.0	3.88	98.7		
T7-OFFX-1616	32700-1616	20244095	1	1 7/8 - 12	1 5/8	1 3/8	2.12	54.0	4.36	110.7		



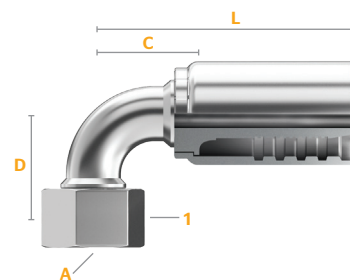
O-Ring Face Seal (SAE J1453 ORS/ORFS)

Female / 45° Elbow / Swivel

Part Number	Product Number	SAP Number	Hose ID		Hex 1 Wrench Size		Hex 2 Wrench Size		Drop (D)		Cut-Off (C)		Length (L)	
			in.	mm	mm	mm	in.	mm	in.	mm	in.	mm		
T7-OFFX45-0404	32710-0404	20244116	1/4	9/16-18	11/16	5/8	0.41	10.4	1.50	38.1	2.55	64.8		
T8-OFFX45-0404	34710-0404	20244117	1/4	9/16-18	11/16	5/8	0.41	10.4	1.50	38.1	2.55	64.8		
T7-OFFX45-0506	32710-0506	20244111	5/16	11/16-16	13/16	5/8	0.43	10.9	1.50	38.1	2.63	66.9		
T7-OFFX45-0606	32710-0606	20244109	3/8	11/16-16	13/16	3/4	0.43	10.9	1.50	38.1	2.82	71.8		
T8-OFFX45-0606	34710-0606	20244110	3/8	11/16-16	13/16	3/4	0.43	10.9	1.50	38.1	2.82	71.8		
T7-OFFX45-0608	32710-0608	20268564	3/8	13/16-16	15/16	3/4	0.47	11.9	1.65	41.9	3.12	79.2		
T7-OFFX45-0808	32710-0808	20244115	1/2	13/16-16	15/16	7/8	0.59	15.0	1.75	44.5	3.32	84.2		
T8-OFFX45-0808	34710-0808	20244114	1/2	13/16-16	15/16	7/8	0.59	15.0	1.75	44.5	3.32	84.2		

O-Ring Face Seal (SAE J1453 ORS/ORFS)

Female / 90° Elbow / Swivel

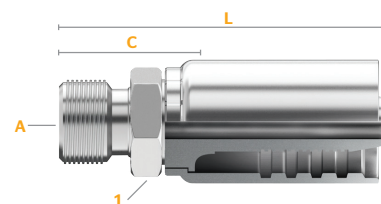


Part Number	Product Number	SAP Number											
			Hose ID	Thread Size (A)	Hex 1 Wrench Size	Hex 2 Wrench Size	Elbow Type*	Drop (D)	Drop (D)	Cut-Off (C)	Cut-Off (C)	Length (L)	Length (L)
			in.		in.	in.		in.	mm	in.	mm	in.	mm
T7-OFFX90-0404	32715-0404	20244118	1/4	9/16-18	11/16	5/8		0.78	19.8	1.25	31.8	2.31	58.8
T8-OFFX90-0404	34715-0404	20244123	1/4	9/16-18	11/16	5/8		0.78	19.8	1.25	31.8	2.31	58.8
T7-OFFX90-0506	32715-0506	20244100	5/16	11/16-16	13/16	3/4		0.90	22.9	1.94	49.2	3.10	78.7
T7-OFFX90-0606	32715-0606	20244119	3/8	11/16-16	13/16	3/4		0.90	22.9	2.00	50.8	3.30	83.8
T8-OFFX90-0606	34715-0606	20244120	3/8	11/16-16	13/16	3/4		0.90	22.9	2.00	50.8	3.30	83.8
T7-OFFX90L-0606	32720-0606	20244121	3/8	11/16-16	13/16	3/4	LT	2.13	54.1	1.44	36.5	2.74	69.6
T8-OFFX90L-0606	34720-0606	20244122	3/8	11/16-16	13/16	3/4	LT	2.13	54.1	1.44	36.5	2.74	69.6
T7-OFFX90-0808	32715-0808	20244124	1/2	13/16-16	15/16	7/8		1.15	29.2	1.50	38.1	3.04	77.3
T8-OFFX90-0808	34715-0808	20244125	1/2	13/16-16	15/16	7/8		1.15	29.2	1.50	38.1	3.04	77.3
T7-OFFX90L-0808	32720-0808	20244112	1/2	13/16-16	15/16	7/8	LT	2.51	63.8	1.56	39.7	3.16	80.3
T8-OFFX90L-0808	34720-0808	20244113	1/2	13/16-16	15/16	7/8	LT	2.51	63.8	1.56	39.7	3.16	80.3

*Elbow Type: LT=Long Tube

O-Ring Face Seal (SAE J1453 ORS/ORFS)

Male



Part Number	Product Number	SAP Number							
			Hose ID	Thread Size (A)	Hex 1 Wrench Size	Cut-Off (C)	Cut-Off (C)	Length (L)	Length (L)
			in.		mm	in.	mm	in.	mm
T7-OFM-0404	32730-0404	20244102	1/4	9/16-18	5/8	1.06	27.0	2.13	54.1

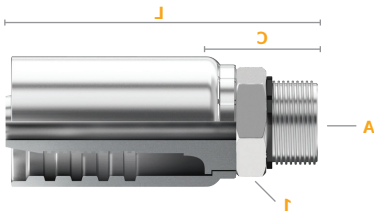


Download the **MyCrimp App** for more information.

Section 7
TP Fittings

FITTINGS

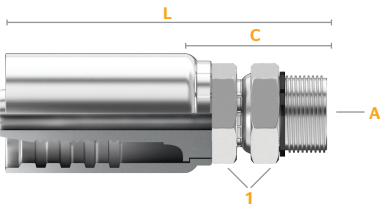




O-Ring Boss Straight Thread (SAE J514)

Male

Part Number	Product Number	SAP Number	Hose ID		Hex 1 Wrench Size		Cut-Off (C)		Length (L)	
			in.	mm	in.	mm	in.	mm		
T7-OBM-0406	32670-0406	20244092	1/4	9/16-18	11/16	1.06	27.0	2.14	54.4	
T8-OBM-0406	34670-0406	20244093	1/4	9/16-18	11/16	1.06	27.0	2.14	54.4	
T7-OBM-0606	32670-0606	20244083	3/8	9/16-18	3/4	1.00	25.4	2.42	61.5	
T8-OBM-0606	34670-0606	20244084	3/8	9/16-18	3/4	1.00	25.4	2.42	61.5	
T7-OBM-0608	32670-0608	20244081	3/8	3/4-16	7/8	1.03	26.2	2.47	62.7	
T8-OBM-0608	34670-0608	20244082	3/8	3/4-16	7/8	1.03	26.2	2.47	62.7	
T7-OBM-0808	32670-0808	20244090	1/2	3/4-16	15/16	1.09	27.8	2.78	70.7	
T8-OBM-0808	34670-0808	20244091	1/2	3/4-16	15/16	1.09	27.8	2.78	70.7	



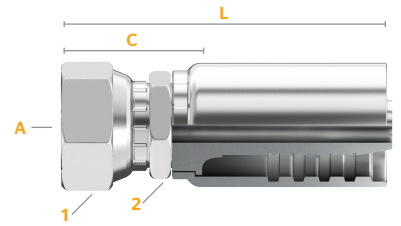
O-Ring Boss Straight Thread (SAE J514)







Male / Swivel

Part Number	Product Number	SAP Number	Hose ID		Hex 1 Wrench Size		Cut-Off (C)		Length (L)	
			in.	mm	in.	mm	in.	mm		
T7-OBMX-0606	32680-0606	20244080	3/8	9/16-18	3/4	1.50	38.1	2.97	75.4	
T8-OBMX-0606	34680-0606	20244086	3/8	9/16-18	3/4	1.50	38.1	2.97	75.4	

JIS 30° (Parallel Pipe Threads)

Female / Swivel



Part Number	Product Number	SAP Number										
			Hose ID	Thread Size (A)	Hex 1 Wrench Size	Hex 2 Wrench Size	Cut-Off (C)		Length (L)			
			in.		in.	mm	in.	mm	in.	mm		
T7-JSFX-0404	32520-0404	20244023	1/4	1/4-19	3/4	19	13/16	19	1.38	34.9	2.46	62.6
T8-JSFX-0404	34520-0404	20244020	1/4	1/4-19	3/4	19	13/16	19	1.38	34.9	2.46	62.6
T7-JSFX-0606	32520-0606	20244022	3/8	3/8-19	7/8	22	7/8	22	1.56	39.7	2.82	71.6
T8-JSFX-0606	34520-0606	20244021	3/8	3/8-19	7/8	22	7/8	22	1.56	39.7	2.82	71.6
T7-JSFX-0808	32520-0808	20244025	1/2	1/2-14	1 1/6	27	7/8	22	1.69	42.9	3.32	84.4
T8-JSFX-0808	34520-0808	20244024	1/2	1/2-14	1 1/6	27	7/8	22	1.69	42.9	3.32	84.4



Download the **MyCrimp App** for more information.

Section 7
TP Fittings

FITTINGS

